

# Audéo MINI

## Product information



Small and easy, Audéo MINI is designed for hearing instrument users with mild to severe hearing losses. Audéo MINI offers industry leading CORE Performance features

including SoundRecover. Audéo MINI is available in three performance/price levels, has a choice of standard or power receiver and a range of dome and tip options.

### Features/Functions

	Audéo MINI IX	Audéo MINI V	Audéo MINI III
SoundFlow	Premium	Advanced	Standard
WhistleBlock Technology	■	■	■
SoundRecover	■	■	■
Directionality	VoiceZoom (33 channels)	VoiceZoom (12 channels)	digital AudioZoom
Real Ear Sound	■	■	
SoundRelax	■		
EchoBlock System	■		
WindBlock Management	■	■	
NoiseBlock Processing	20 channels	16 channels	6 channels
DataLogging	■	■	■

#### Fitting software

- iPGF version 2.5 or higher, NOAH compatible

#### Hardware

- PC (IBM compatible) with NOAHlink and/or HI-PRO interface






PHONAK

life is on

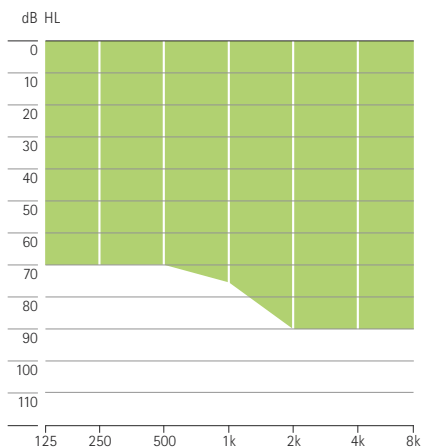
## Key features

The complete range of data sheets are available in [www.phonakpro.com](http://www.phonakpro.com)

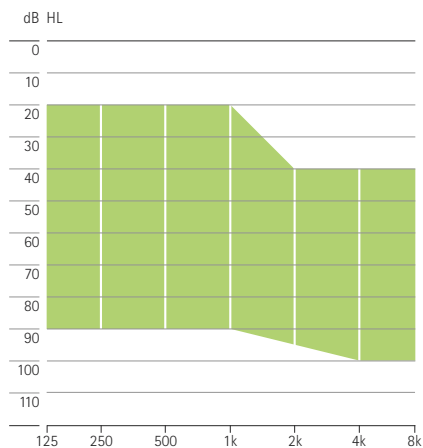
		Audéo MINI IX	Audéo MINI V	Audéo MINI III
				
<b>Standard xReceiver</b>				
<b>Performance profile</b>				
Maximum Power Output (dB SPL)	2 cc coupler	112	112	112
	Ear Simulator	121	121	121
Maximum gain (dB)	2 cc coupler	45	45	45
	Ear Simulator	56	56	56
Frequency range – Ear Simulator (Hz)		<100 Hz – 8800 Hz	<100 Hz – 8800 Hz	<100 Hz – 8800 Hz
Working current (mA)		1.0 mA	1.0 mA	1.0 mA
<b>Power xReceiver</b>				
<b>Performance profile</b>				
Maximum Power Output (dB SPL)	2 cc coupler	126	126	126
	Ear Simulator	132	132	132
Maximum gain (dB)	2 cc coupler	55	55	55
	Ear Simulator	65	65	65
Frequency range – Ear Simulator (Hz)		<100 Hz – 7200 Hz	<100 Hz – 7200 Hz	<100 Hz – 7200 Hz
Working current (mA)		1.1 mA	1.1 mA	1.1 mA
<b>Standard xReceiver and Power xReceiver</b>				
Battery size		10	10	10
VoiceZoom 33 channels		✓		
VoiceZoom 12 channels			✓	
digital AudioZoom				✓

## Fitting ranges







### Standard xReceiver



### Power xReceiver



## Options

	Audéo MINI IX	Audéo MINI V	Audéo MINI III
Standard xReceiver Units (4 different lengths for left and right: 0 – 3)	S	S	S
Power xReceiver Units (4 different lengths for left and right: 0 – 3)	0	0	0
 Open dome (3 different sizes: 5/7/10, two lengths)	xS	xS	xS
 Closed dome (two lengths)	xS/xP	xS/xP	xS/xP
 Power dome (3 different sizes: 9/10/11, two lengths)	xS/xP	xS/xP	xS/xP
 SlimTip	xS	xS	xS
 cShell	xS/xP	xS/xP	xS/xP
 xShell	xP	xP	xP
<b>Choice of 11 colors:</b> Beach Beige (F6), Mocha Taupe (F7), Chocolate Brown (F8), Midnight Black (F9), Dark Cliff Gray (F0), Mid Cloud Gray (G1), Glacier Ice Gray (G2), Silver Shadow (C0), Ocean Blue (G3), Olive Green (G4), Chili Red (G5)	0	0	0

**Note:**  
Some options are country specific.  
Please refer to your local order form.

S = Standard    xS = Standard xReceiver  
0 = Optional    xP = Power xReceiver

## Technical description

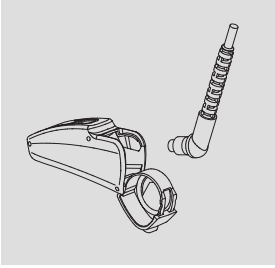
- 1 SlimTip/xShell/cShell/Dome
- 2 xReceiver Unit
- 3 Microphones with protector
- 4 Battery compartment with ON/OFF switch
- 5 Serial number (inside battery compartment)



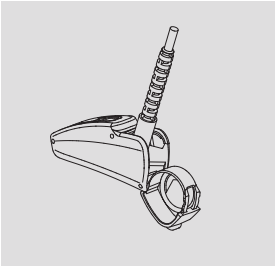
---

## Programming

### Connecting the programming cable to an Audéo MINI



1. Open the battery compartment.



2. Plug the programming plug into the socket.  
Use the programming cable CS-44 A (Phonak version) only.